

## SERVICE BULLETIN

<b>SB #:</b>	<b>2023-01-AAD</b>	<b>Issue Date:</b>	<b>4/18/23</b>	<b>Prepared by:</b>	<b>Roberto Montañez</b>
<b>Article:</b>	<b>Cable Housing for CYPRES AAD, PN: AAD2C2LPPL</b>				
<b>Notification:</b>	<b>All High Altitude Rig users</b>				
<b>Subject:</b>	<b>CYPRES cable housing ferrule</b>				
<b>Status:</b>	<b>1. Functional Inspection: MANDATORY PRIOR TO NEXT FLIGHT</b> <b>2. Visual/Physical Inspection:</b> As soon as possible but no later than the next maintenance cycle, and/or not more than 90 days, whichever is soonest				

### **Background Information:**

It has been discovered that Butler Parachute Systems received several CYPRES cable housings from our vendor where the ferrule has not been properly crimped to the housing.

### **Test Procedure:**

See Additional Information Section

### **Resolution:**

1. Open the parachute container and do a visual/physical check of the CYPRES cable housing ferrule to verify that it is properly crimped.
2. If the parachute system is being used for mission-critical operations and a visual/physical inspection of the housing is not possible, verify that the CYPRES is functional at the control unit and arming handle.

### **Defective Units:**

- Remove the system from service until a new housing has been installed.
- Contact [SB2023-01@ButlerParachutes.com](mailto:SB2023-01@ButlerParachutes.com) for replacement housings.

### **Authority:**

Roberto Montañez  
President  
Butler Parachute Systems, Inc.  
1820 Loudon Ave. NW  
Roanoke, VA 24017

### **Distribution:**

Users of the Butler Parachute Systems High Altitude Emergency Bailout System equipped with a CYPRES AIRCREW/LPP AIRCREW Automatic Activation Device.

### Additional Information:

#### 1. Functional Inspection Procedure:

Lift the arming handle pocket to expose the yellow cable. Slowly pull the cable from the housing until the control unit displays "0". Push the cable back into the housing until it is seated. You will not be able to insert any more cable into the housing when it is fully seated. If the "0" disappears from the control unit, the CYPRES is functional, and the system is airworthy. **If the "0" continues to show on the control unit display, the unit is defective.**







Cable pulled at handle until the Control Unit displays "0"



Cable installed – A blank Control Unit means Proper Functionality.  
**If "0" continues to show the unit is defective.**

## 2. Visual/Physical Inspection Procedure:

Open the parachute container, the CYPRES cover, and pocket. Visually check the ferrule for crimp marks on the barrel. Pull on the ferrule to verify that it stays on the housing. A ferrule that is not crimped will come off the housing easily. A housing with crimp marks is sufficient evidence that the ferrule is secured properly.

	
	
<p>Ferrule with crimp marks on the barrel</p>	<p>Ferrule with no crimp marks on the barrel</p>
<p>Ferrule can be easily pulled off the housing</p>	<p>Ferrule can be easily pulled off the housing</p>

### Supplemental Information:

The Aircrew/LPP CYPRES is equipped with an arming cable that is routed through the arming housing. The housing has a metal ferrule that screws into the CYPRES unit. When the cable is inserted, the CYPRES unit has its power cut off and therefore it cannot fire accidentally. In the event of an emergency bailout, the crewmember would pull the arming cable (if equipped with a handle) or the cable will be pulled by the CYPRES Static Line anchored within the aircraft.

If the housing comes loose from the unit and the cable is extracted, the unit will be in the armed state until the shutdown period is reached. When the unit shuts off it can only be armed again by inserting the cable back into the unit and taking it out again, triggering the micro-switch inside to the Off and the Armed conditions. If the housing is not attached to the CYPRES, the cable will not engage the internal components and the unit will not cycle between the Off and the Armed states.

**SB Approvals:**

	Name	Title	Date	Signature
Submitted By	R. Montañez	President	4/18/23	R. Montañez
Engineering	R. Harman	Engineer	4/18/2023	R. Harman
Technical	T. Fowler	Personnel Systems Mgr.	4/18/2023	T. Fowler
Production	L. Mowles	Plant Mgr.	4/18/2023	L. Mowles
Rigging	T. McCord	Rigging Mgr.	4/18/2023	T. McCord
Q.C.	P. Bailey	Q.C. Mgt	4/18/2023	P. Bailey
Management	R. Montañez	President	4/18/23	R. Montañez

EXTERNAL DISTRIBUTION RESTRICTION

Approved for release to:

All Butler High Altitude Systems Users

Distribution Approval:

	Name	Title	Date	Initial
PUBLIC RELEASE	R. Montañez	President	4/18/23	R. Montañez

Distribution To:

USAF WNUV	PIA	FAA-MIDO	Known Affected Customers
-----------	-----	----------	--------------------------

Refer to internal SB2023-01 Distribution List